



Year One: Explore

Project Question:

What makes a house a home?

Project Values:

Compassion	Treating others with love
Belonging	Feeling accepted within a group. Fitting in and feeling important.
Equality	Where everyone has the same.
Love	Caring deeply about someone.

School Vision Statement:

Our school is committed to bringing out the best in each other so that every member of the school community can know 'life in all its fullness' (John 10:10). Through learning of the teachings of Jesus, we believe that our children can explore and develop their understanding of Core Christian values as markers and guides for their own lives. We aim for the school's Core Christian values to inform and influence our pupils' moral compass and allow them to enjoy 'life in all its fullness'. These values are known as the 'Sunshine 6'. They are: Forgiveness, Perseverance, Honesty, Compassion, Courage and Respect.

We also uphold Article 29 from the UN Convention of Rights of the Child 'Education must develop every child's personality, talents and abilities to the full. It must encourage the child's respect for human rights, as well as respect for their parents, their own and other cultures and the environment.'





Year One: Maths

At St Mary's, mathematics is taught daily in a progressive and systematic way, beginning in Reception, all the way through to Year 6. The school uses White Rose Maths as a basis for this planning and sequencing of progression.

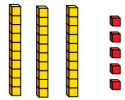
The length of each block of learning is given as a guide: we will adapt how long we spend on new objective in response to what the children need. There is time built into each term for practice and consolidation of previous learning.

1. Number: Place Value within 20 and 50

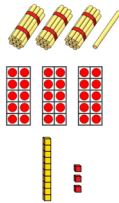
Place Value is taught in two blocks during the Spring Term: Numbers within 20 comes first and numbers within 50 is taught later in the term.

- Knowing numbers to 50
- Counting forwards and backwards within 50
- Tens and Ones
- Representing numbers to 50
- One more and one less
- Comparing objects and numbers within 50
- Count in 2s and 5s.

35 = 3 tens and 5 ones



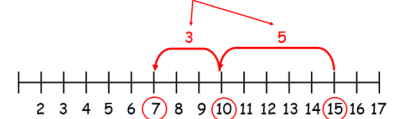
Representing tens and ones



2. Number: Addition and Subtraction

- Add by counting on
- Add ones using number bonds
- Find and make number bonds
- Doubles and near doubles
- Subtraction by counting back
- Subtraction—finding the difference
- Knowing related facts

$$\boxed{15} - \boxed{8} = \boxed{7}$$

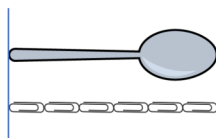


Representing numbers to 50

Subtraction crossing 10

3. Measurement: Length and Height

- Comparing lengths and heights
- Measuring with non-standard units
- Introducing using a ruler
- Adding and subtracting lengths



Non-standard units of measure

4. Measurement: Mass and Volume

- Introducing volume and mass
- Measuring and comparing mass
- Introducing capacity and volume
- Measuring and comparing capacity

Which case is lighter?



Comparing mass and capacity

Helpful Vocabulary and Terminology:

Number bonds: Addition number facts that are helpful for us to know. For example, we can know all the number bonds that make 20 (1 + 19, 2 + 18 etc)

Crossing 10: When an addition or subtraction requires us to move over a tens number, for example: 15 + 8. We are crossing a 10 because we have to go past 20 to find our answer.

Related Facts: Knowing addition and subtraction facts that are related for example, 7 + 8 = 15, 15 - 8 = 7.

Non-Standard Units: Units of measure that are not commonly used but can help us learn about comparing lengths. We might measure how many 'hands' long something is, for example.

Volume: The amount of space a 3D object takes up.

Capacity: The amount a container can hold.



Year One: English

At St Mary's, we strive to help our children develop into articulate and imaginative communicators, who are well-equipped with the basic skills they need to become life-long learners. We believe that English learning is key to this. We aim to ensure that all of our children develop a genuine love of language and the written word, through a text-based, values rich approach.

We want our children to feel that their writing has a real purpose in the context our values based learn-

Writing to Entertain:
Writing based on the story
The Suitcase by Chris
Naylor-Ballesteros

Grammar Focus: Using the
conjunctions 'and', 'but' and



Writing to Entertain:
Retelling the Islamic story of
the Tiny Ants, showing that
all creatures are important.


Grammar Focus: Using the



Writing to Entertain:
Writing based on the story **The
Welcome** by Barroux

Grammar Focus: Using the
conjunctions 'and', 'but' and
'because'

Writing to Entertain
Retelling the story of Hansel
and Gretel



Writing to Inform
Recipe writing: how to make
soup.

**Answering the Project
Question:**
What makes a house a home?

Writing to Entertain:
Retelling the Easter Story.



Year One: Explore

These are some of the important words we will be learning about during this project.


RE	Geography	Design and Technology
Islam Prayer Prophet Muslim Mosque Qur'an	Describe Interpret Collect Evaluate Record Compare Map Atlas Compass Direction Country City Coast River Sea Ocean Beach Town	Develop Refine Communicate Design Cut Shape Structure Join Strengthen Label



Year One: Explore Science



Everyday Materials



As we begin learning about designing and making houses, we explore the different materials that are needed for this. We investigate the properties of different materials and think about what would be useful for different parts of a house. We can group materials together according to their properties.

Important Vocabulary: plastic, wood, metal, glass, tough, rough, soft, smooth, stretchy, stiff, shiny, dull



PSHE and Relationships Education

At St Mary's, our PSHE and Relationships Education Curriculum across the school seeks to prepare children for the rich, diverse and sometimes difficult experiences they will face both in school and in the wider world. During each term, children learn about the following aspects of PSHE:

Respectful Relationships & Anti-Bullying	No Outsiders	E-Safety
<p>We learn about what it means to have happy and safe relationships. We explore how we can be a good friend and what this means for us at school. Our PSHE learning helps us to identify our special and important relationships and know who we can talk to if we have a worry or problem.</p> <p>Anti-Bullying and preventing Peer on Peer Abuse at St Mary's:</p> <p>Our children have lessons focussed on learning our values, demonstrating kindness and understanding that bullying, in any form, is unacceptable;</p> <p>-Two clear messages are taught through school:</p> <ol style="list-style-type: none"> To define bullying we say, "STOP -Several Times on Purpose." If this is what has happened, then it is bullying. To encourage pupils to use their voice, we encourage them to: "Start Telling Other People." 	<p>The No Outsiders programme teaches children about the 2010 Equality Act through carefully selected stories. There are 5 stories used during each school year. This term, the No Outsiders texts are:</p> <ul style="list-style-type: none"> My world, Your World Elmer 	<p>We follow the E-Safety programme written by National Online Safety. This programme includes two E-Safety themes to be explored each term.</p> <p>During this term, the themes are:</p> <ul style="list-style-type: none"> Online Reputation Privacy and security

If you have concerns about bullying in our school, please inform any school based adult and we will follow our KIVA procedures to: investigate, understand, set targets, communicate clearly and review.

Help us to prevent bullying in our school—Thank you.



Year One: Explore

Here are some ideas of activities you can try at home to help you learn more about this term's project.

Read it...

A book or an online article about someone who lives in a **different place or**



country to us.

Write it...

Choose an **animal** that you are interested in and write two fact sentences

about it.



Draw it...

Draw a picture of the outside of your



home.

Make it...

Follow a simple **recipe** to make some food with a family member. Take a pic-

ture of what you make!



Visit it...

Our **local area** of Selly Oak. Take some pictures and think about what you can



see.

Memorise it...

The names of the **four countries** of the



United Kingdom (UK).