



# Year Five: Discover

Project Question:

## Does History remember everyone fairly?

Project Values:

<b>Respect</b>	<b>Showing appreciation and admiration for someone or something.</b>
<b>Power</b>	Having the ability to control or influence others
<b>Fairness</b>	When everyone has the same.
<b>Justice</b>	Making sure what happens is fair and right
<b>Influence</b>	Being able to affect the opinions, choices or behaviour of others

### School Vision Statement:

Our school is committed to bringing out the best in each other so that every member of the school community can know 'life in all its fullness' (John 10:10). Through learning of the teachings of Jesus, we believe that our children can explore and develop their understanding of Core Christian values as markers and guides for their own lives. We aim for the school's Core Christian values to inform and influence our pupils' moral compass and allow them to enjoy 'life in all its fullness'. These values are known as the 'Sunshine 6'. They are: Forgiveness, Perseverance, Honesty, Compassion, Courage and Respect.

We also uphold Article 29 from the UN Convention of Rights of the Child 'Education must develop every child's personality, talents and abilities to the full. It must encourage the child's respect for human rights, as well as respect for their parents, their own and other cultures and the environment.'





# Year Five: Maths

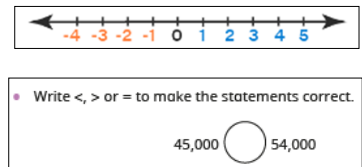
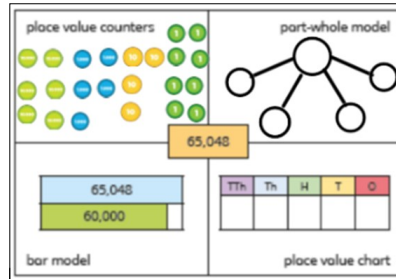


At St Mary's, mathematics is taught daily in a progressive and systematic way, beginning in Reception, all the way through to Year 6. The school uses White Rose Maths as a basis for this planning and sequencing of progression.

The length of each block of learning is given as a guide: we will adapt how long we spend on new objective in response to what the children need. There is time built into each term for practice and consolidation of previous learning.

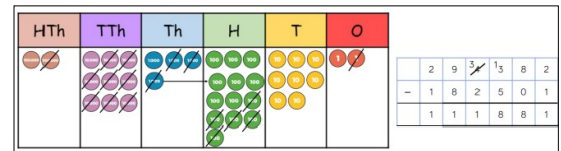
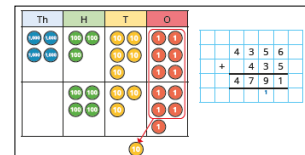
## Place Value (3 weeks)

- Round numbers to 10, 100, 1000
- Know place value to 1 million
- Compare and order number to 1 million
- Negative numbers
- Roman numerals to 1000




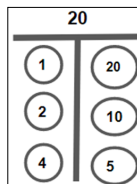
## Addition and Subtraction (2 weeks)

- Add and subtract two 4-digit numbers (with exchange)
- Add and subtract numbers with more than 4-digits using column method
- Round to estimate and approximate answers
- Use inverse operations to check answers
- Solve multi-step problems involving addition and subtraction



## Multiplication and Division (3 weeks)

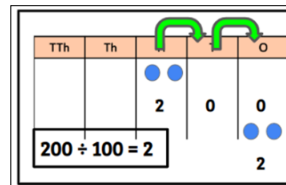
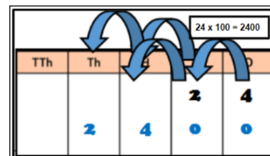
- Multiples
- Factors and Common Factors
- Prime numbers
- Square and Cube numbers
- Multiply and Divide by 10, 100, 1000
- Multiples of 10, 100, 1000



$3 \times 3 = 9$

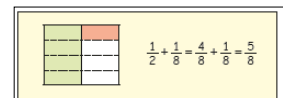
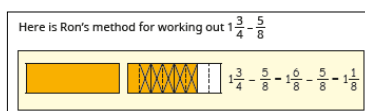
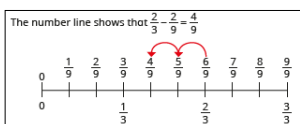
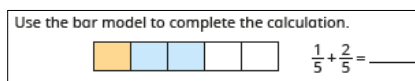
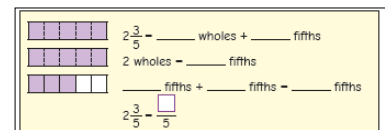
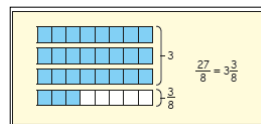
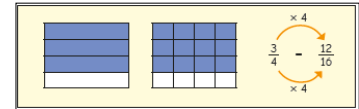
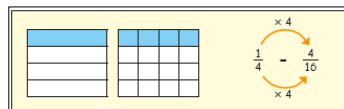


$2 \times 2 \times 2 = 8$   
 $2^3 = 8$



## Fractions (4 weeks)

- Find equivalent fractions (unit and non unit)
- Recognise equivalent fractions
- Convert improper fractions to mixed numbers
- Convert mixed numbers to improper fractions
- Compare and order fractions (less than/ greater than 1)
- Add fractions (same denominator/ mixed numbers)
- Subtract fractions (breaking the whole / mixed numbers)

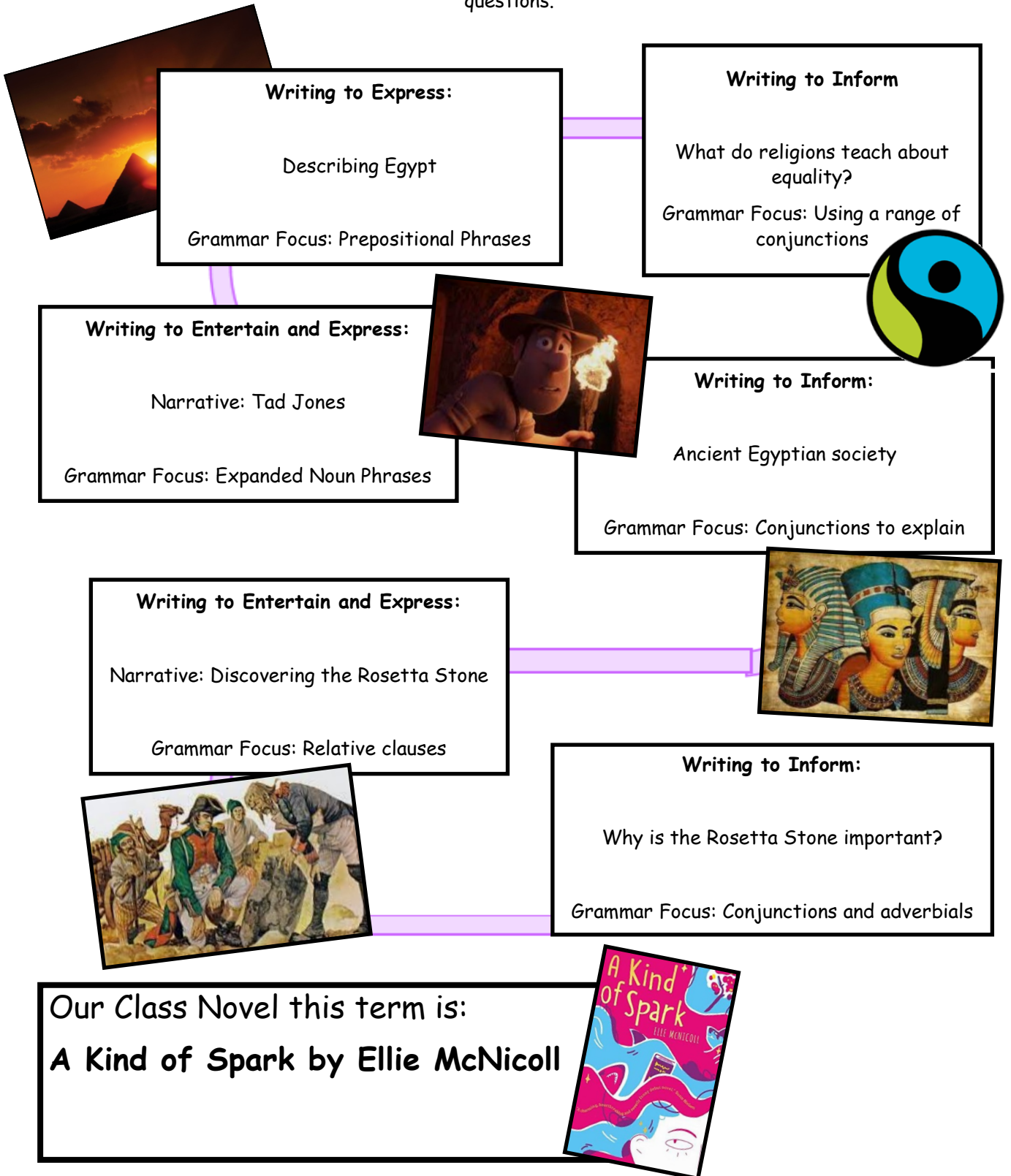




# Year Five : English

At St Mary's, we strive to help our children develop into articulate and imaginative communicators, who are well-equipped with the basic skills they need to become life-long learners. We believe that English learning is key to this. We aim to ensure that all of our children develop a genuine love of language and the written word, through a text-based, values rich approach.

We want our children to feel that their writing has a real purpose in the context our values based learning projects and to use their written work as an expression of their responses to challenging questions.





# Year Five: Discover




These are some of the important words we will be learning about during this project.

RE	History
<p>Mosque Qur'an Islam Muslim Eid Hindu Temple Bhagavad Gita Diwali  Fairtrade Equality</p>	<p><b>Describe</b> <b>interpret</b> <b>analyse</b> <b>evaluate</b> primary source secondary source artefact written visual bias reliability accuracy objective subjective Ancient Pharaoh tomb pyramid Priest Priestess Vizier Scribes Craftsmen Soldier Merchant Farmer translation Invade colonise colony empire</p>



# Year Five: Discover Science



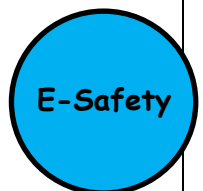
Earth and Space	Living things and their Habitats 
<p>In this unit, we learn about the movement of the Earth and other planets relative to the sun. We find out about the orbit and phases of the moon and how this is observed from Earth.</p> <p>We use what we know about the Earth's rotation to describe how day and night are created.</p>	<p>In this unit, we find out about the life cycles of different living things including amphibians, insects and birds. We can describe the processes of reproduction for plants and some animals.</p>
<p><b>Important Vocabulary:</b> gravity, star, planet, hemisphere, moon, orbit, rotation, axis, solar system, season, sphere, eclipse</p>	<p><b>Important Vocabulary:</b> bird, fish, amphibian, reptile, mammal, carnivore, herbivore, omnivore, life cycle, reproduction, germination, pollination</p>

## PSHE and Relationships Education

At St Mary's, our PSHE and Relationships Education Curriculum across the school seeks to prepare children for the rich, diverse and sometimes difficult experiences they will face both in school and in the wider world. During each term, children learn about the following aspects of PSHE:



KIVA & Anti-Bullying	Being Me in My World	No Outsiders	E-Safety
<p><b>Anti-Bullying and preventing Peer on Peer Abuse at St Mary's:</b></p> <p>Our children have lessons focussed on learning our values, demonstrating kindness and understanding that bullying, in any form, is unacceptable;</p> <p>-Two clear messages are taught through school:</p> <ol style="list-style-type: none"> <li>To define bullying we say, "STOP -Several Times on Purpose." If this is what has happened, then it is bullying.</li> <li>To encourage pupils to use their voice, we encourage them to: "Start Telling Other People."</li> </ol>	<p>Through these sessions, children explore their role in the world. They learn to recognise their own identity and self-worth, developing positive ways to view themselves and their achievements.</p> <p>We learn about the roles and responsibilities we all have so that we can play a positive part in our world, thinking about our rights and our responsibilities.</p>	<p>The No Outsiders programme teaches children about the 2010 Equality Act through carefully selected stories. There are 5 stories used during each school year. This term, the No Outsiders texts are:</p> <ul style="list-style-type: none"> <li>Where the Poppies Now Grow</li> </ul>	<p>We follow the E-Safety programme written by National Online Safety. This programme includes two E-Safety themes to be explored each term.</p> <p>During this term, the themes are:</p> <ul style="list-style-type: none"> <li>Online Relationships</li> <li>Online Bullying</li> </ul>
<p><b>NSPCC—PANTS</b></p>			
<p>We use the NSPCC PANTS resources and activities to teach children the message that what is in their pants, is private. This is important for ensuring they know what is and isn't appropriate and empowering them to say no to anything that makes them feel uncomfortable.</p> <p>More information about these resources and lessons is available if you wish to speak to your child's teacher.</p>			



If you have concerns about bullying in our school, please inform any school based adult and we will follow our KIVA procedures to: investigate, understand, set targets, communicate clearly and review.

Help us to prevent bullying in our school—Thank you.





# Year Five: Discover



Here are some ideas of activities you can try at home to help you learn more about this term's project.

## Read it...

Read some non-fiction books or search on the internet for any information about the Ancient Egyptians. Record any amazing facts that you manage to find out.

## Write it...

Choose an ancient Egyptian God or Goddess and create a fact file, book or poster all about them.



**Draw it...** Find an image of Tutankhamun's death mask and have a go at drawing it or painting it.



## Make it...

The Ancient Egyptians used the burial method of mummification. Find some information about mummification. Have a go at making a sarcophagus.



## Visit it...

There is a really good Egyptians section at the Birmingham Museum and Art Gallery in central Birmingham. It's in town and its free to visit!

## Memorise it...

Memorise the names of as many Egyptian gods and goddesses as you can and what they were the god/goddess of.