


# Art and Design Subject Pathway

Art and Design is a driving subject of our Express projects in the Summer Term. Art and Design objectives are also taught within other projects, deepening the learning and providing opportunities to revisit Art and Design skills and knowledge.

## Key Stage One

**Reception Expressive Arts and Design: Creating with Materials**  
 In Reception, we have lots of opportunities to draw on our imagination, our experiences and ideas from stories we have shared to develop ideas for making and creating. We can explore colour, design, texture, form and function as we experiment and learn how to be imaginative and expressive.  
**Physical Development: Fine Motor Skills**  
 We learn how to show accuracy care when we are drawing. We have lots of opportunities to use small tools, like paintbrushes.



### EYFS

**Year Two: Express**  
**How can understanding how we feel help us to help others?**  
 In Year Two, our Art and Design learning is all about how we can use colours to communicate our emotions. We find out how Picasso used bold colours to show different feelings. We also consider the use of symbols in communicating messages and expressing love through art. The artists Jillian Gunlicks and Britta Teckentrup are the inspiration for our own artwork which combines colours, collage using tearing and layering, and digital images to create messages of love and friendship.



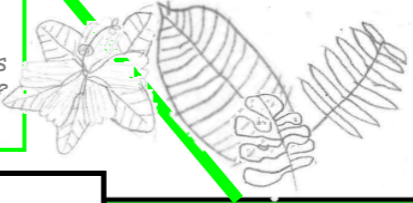
**Year One: Express**  
**How can we manage our feelings?**  
 In Year One, we explore the ways artists use colour to communicate and express emotions. We use the book, 'The Colour Monster' by Anna Lenas and have a go at creating our own collages in this style. We practice choosing and combining colours to capture different feelings. We find out about the work of artists Andy Warhol and Edvard Munch because these artists used colours to express different feelings too.



## Year One

**Year One: Discover**  
 In the Autumn term, we explore colour and shape all through the year, including creating superheroes.  
**Year One: Explore**  
 We build our sketching skills by using lines, shapes, tones and textures to sketch homes and streets.

**Year Two: Discover**  
 In the Autumn, we sketch ourselves and our families as part of our exploration of community.  
**Year Two: Explore**  
 In the Spring, we continue to explore lines, shape, tones and textures by creating sketches that capture what we think the rainforest floor is like.



## Year Two

**Year Four: Express**  
**Is identity how other see us or how we see ourselves?**  
 Art and Design in Year Four is an exploration of how artists use their art to communicate their own sense of identity. We explore art work that expresses individual identity as well as discovering how it can be used to communicate a shared identity within a community. We discover how important this has been through history when we learn how the Vikings did exactly this. The artists we study are Mackenzie Thorpe and Lubaina Himid. We are inspired by their work to create our own portraits, first in pencil and then creating texture and tone with charcoal.



**Year Four: Discover**  
 In Year Four, during the Autumn term we use bold colours and patterns to communicate the strength of the Roman army on shields.  
**Year Four: Explore**  
 Our sketching skills are used to create art work inspired by the Tower to the Sun by Colin Thompson. We use sketches to show surface detail in contrasting images.



## Year Four

**Year Three: Express**  
**What makes a family?**  
 In Year Three, we learn about the work of Mario Gonzalez and Karen Katz and how they use their art to express what it feels like to belong to a family. We analyse their use of tone and texture and find out about complementary and contrasting colours in order to replicate their work. Our final products draw on this inspiration as we create collages featuring repeated printed images. We experiment with different materials, including textiles, to create layered collages and then design and create our own print tile within the theme of family.



## Year Three

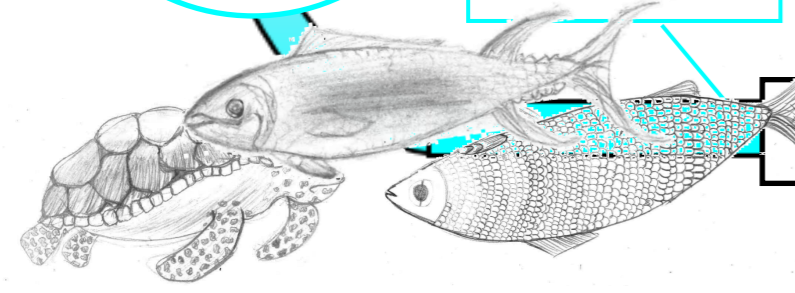
**Year Three: Discover**  
 We draw Ancient Greek artefacts based on observations, capturing shapes and details.  
**Year Three: Explore**  
 In the Spring, we develop our sketching skills to learn how to add surface details to our work. We create still life sketches based on the food produce we have been learning about.



## Lower Key Stage Two

## Upper Key Stage Two

**Year Five: Discover**  
 In the Autumn term, we create Ancient Egyptian inspired Cartouches using hieroglyphics.  
**Year Five: Explore**  
 In the context of our learning about the oceans, we are inspired by fish scales and turtle shells to create sketches based on detailed observations and photographs.



## Year Five

**Year Five: Express**  
**How can empathy for others, and self-knowledge, nurture personal well-being?**  
 Our Express project in Year Five takes us into the expressive world of the Surrealist movement. We explore the works of artists such as Dali and Magritte and discover how the Surrealist movement grew as a response to the horrors of World War One. We build our sketching skills as we learn about the features of this art work, creating our own surreal creatures and learning how to distort lines and perspectives. We learn how the artist Shaun Tan combines Surrealist themes within his work to communicate powerful emotions and build empathy for his audience. Our sketching becomes more sophisticated and we develop our ability to add tone, texture and surface detail. We create our own final Surrealist pieces, using collage as a way to capture and develop original ideas.



**Year Six: Discover**  
 Our learning about the Blitz provides opportunity for us to explore the power of contrasting colours as we create images of war in the skies at night.  
**Year Six: Explore**  
 Our Science learning about evolution and inheritance provides the opportunity create sketches based on detailed observations of fossils.



## Year Six

**Year Six: Express**  
**How can we use our values to shape our future choices?**  
 In Year Six, we explore the Early Islamic Civilisation that began and grew from Baghdad during the 8th century. We find out about the way this culture valued learning, maths and science and how this was reflected in their art work. Islamic geometric patterns represent the complexity and infinity of creation and we explore how they are created using geometric shapes, tessellation and symmetry. We create our own designs and then learn how to create these on clay tiles. We refine our skills using different clay tools and techniques in order to create our patterned clay tiles. We combine colours, following our pattern designs, to produce our final product.

